


BLT205 | QuickShip Information

1-25/32" wide steel rectilinear LED fixture with drop down lens

Project: _____ Type: _____



QuickShip

- Review all Bartco Lighting QuickShip Terms and Conditions.
- Provide a purchase order or completed QuickShip Order Form to our Customer Service Department. If you are sending a PO, please note clearly that it is a QuickShip order.
- Only include QuickShip items on your QuickShip order. Available options are designated on the QuickShip Order Form, any fixture ordered that is not designated on the QuickShip Order Form will be processed separately as a normal order, with a normal lead-time.
- Double check to ensure complete and correct QuickShip catalog numbers are provided or simply add quantity requirements to our convenient QuickShip Order Form.
- Include complete shipping and contact information.
- Limit QuickShip quantities to 50 pieces or fewer per fixture type per order.
- No changes or cancellations can be made once the Sales Order Confirmation has been sent.
- Send your purchase order by email with "QuickShip" in the subject line, or email or fax a completed QuickShip Order Form to customerservice@bartcolighting.com or 714-230-3222 (fax).

SPECIFICATIONS

Housing is formed and welded, 20 ga. steel, chemically treated to resist corrosion and enhance paint adhesion

Model variations offered for surface or cable mount applications

Cable mount fixtures provided with Ø1/16" x 8' aircraft cable, power cable in coordinating finish, Ø5 canopies and hardware

Standard finish is architectural white (semi-matte), powder coat, applied post production

Available as single fixtures in nominal lengths of 2' and 4'

All models provided with end knock outs.

Standard integral 120-277V driver offered with 0-10V dimming (cap dimming leads in the field for non-dimming operation)

Standard light output is 790 lumens per foot

LEDs available in 3000K and 3500K, within a 3 step MacAdam ellipse, all with 90+ CRI typical

LED life rated at 50,000 hours

Limited five year warranty

UL and C-UL listed for dry and damp locations

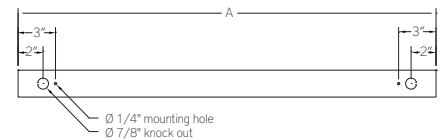
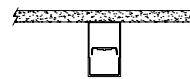
IBEW manufactured and assembled

MADE IN U.S.A.

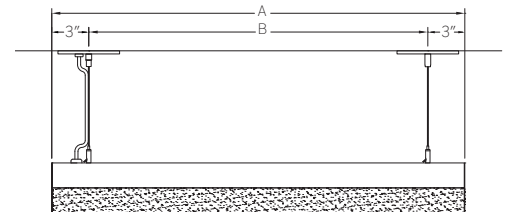
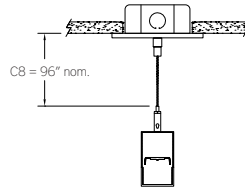
LENGTH / MOUNTING DIMENSIONS

ORDERING CODE	LENGTH	
	A	B
2	22-1/4"	16-1/4"
4	44-1/4"	38-1/4"

SURFACE MOUNT (SM)



CABLE MOUNT (C8)



PERFORMANCE

NOMINAL LENGTH	OUTPUT	LUMENS/ft.	WATTS/ft.	LUMINAIRE LUMENS	EFFICACY (LPW)
4'	R: regular	790	7.8	2942	101

*Note: All data reflects fixtures with 3500K LEDs and rectangular profile

BLT205 -

<div style="background-color: #ffff00; width: 20px; height: 10px; margin: 0 auto;"></div> <p>FIXTURE LENGTH 2: 22-1/4" 4: 44-1/4"</p>	-	<div style="background-color: #ffff00; width: 20px; height: 10px; margin: 0 auto;"></div> <p>CORRELATED COLOR TEMPERATURE 30: 3000K - 90+ CRI 35: 3500K - 90+ CRI</p>	-	<p>D</p> <p>DRIVER [Dimming] D: 0-10V, 1% (cap dimming leads in the field for non-dim operation)</p>	-	<p>R</p> <p>LIGHT OUTPUT (lumens per foot) R: regular - 790</p>	-	<p>A</p> <p>LENS A: rectangular lens profile (acrylic)</p>	-	<p>EK</p> <p>OPTION EK: end knock-outs</p>	-	<div style="background-color: #ffff00; width: 20px; height: 10px; margin: 0 auto;"></div> <p>MOUNT SM: surface mount C8: cable mount 8' cable length</p>	-	<p>AW</p> <p>FINISH AW: architectural white (semi-matte)</p>
---	---	---	---	---	---	--	---	---	---	---	---	--	---	---