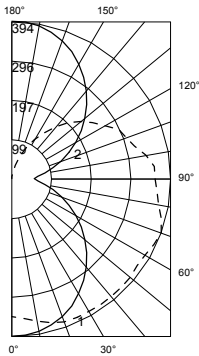


32W, Linear Prismatic Acrylic Lens

Test: L11137502 | Model#: IST8S-32-U-IS-P-CM48-SIN-WH | Lamp: 32W T8 | Luminaire Lumens: 2569  
Luminaire Efficacy: 78 lm/W | Maximum Candela: 394 @ 70° from Vertical



#1 - Vertical plane through horizontal angles (90-270) (through max c.d.)  
#2 - Horizontal cone through vertical angle (90) (through max c.d.)

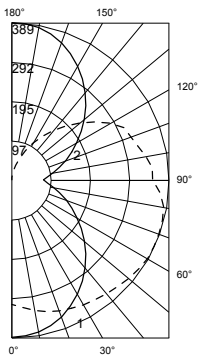
COEFFICIENTS OF UTILIZATION-ZONAL CAVITY METHOD																		
Effective Floor Cavity Reflectance 0.20																		
RC	80			70			50			30			10	0				
RW	70	50	30	10	70	50	30	10	50	30	10	50	30	10	50	30	10	0
0	97	97	97	97	91	91	91	91	81	81	81	71	71	71	63	63	63	59
1	85	79	75	70	79	75	70	66	66	62	59	57	55	52	50	48	46	42
2	76	67	60	55	71	63	57	52	56	51	46	48	44	41	42	39	36	32
3	68	58	50	44	64	55	48	42	48	42	37	42	37	33	36	32	29	26
4	62	51	43	36	58	48	40	35	42	36	31	37	32	28	32	28	24	21
5	57	45	37	31	53	42	35	29	37	31	26	32	27	23	28	24	21	18
6	52	40	32	26	49	38	30	25	33	27	23	29	24	20	25	21	18	15
7	48	36	28	23	45	34	27	22	30	24	20	26	21	18	23	19	16	13
8	45	33	25	20	42	31	24	19	27	21	17	24	19	15	21	17	14	12
9	42	30	23	18	39	28	21	17	25	19	15	22	17	14	19	15	12	10
10	39	27	20	16	36	26	19	15	23	18	14	20	16	12	18	14	11	9

ZONAL LUMEN SUMMARY			
ZONE	LUMENS	%LAMP	%FIXT
0-20	133.81	4.50	5.2
0-60	997.9	33.8	38.8
0-90	1726.01	58.5	67.2
20-40	372.08	12.6	14.5
40-70	748.06	25.4	29.1
70-80	246.11	8.3	9.6
90-110	402.6	13.6	15.7
90-130	687.14	23.3	26.7
90-180	842.76	28.6	32.8
0-180	2568.77	87.1	100

CANDELA TABULATION					
	0	22.5	45	67.5	90
0	345	345	345	345	345
15	331	342	357	369	373
30	289	316	350	374	383
45	219	258	315	366	384
60	122	186	280	353	381
75	33	125	247	349	383
90	0	71	221	321	355
105	0	85	190	283	315
120	0	66	163	237	266
135	0	42	118	178	199
150	0	16	56	97	113
165	0	7	14	25	35
180	0	0	0	0	0

32W, Frosted Acrylic Lens

Test: L11137501 | Model#: IST8S-32-U-IS-F-CM48-SIN-WH | Lamp: 32W T8 | Luminaire Lumens: 2472  
Luminaire Efficacy: 74 lm/W | Maximum Candela: 389 @ 65° from Vertical



#1 - Vertical plane through horizontal angles (90-270) (through max c.d.)  
#2 - Horizontal cone through vertical angle (60) (through max c.d.)  
#3 - Nadir Value = 367.94 (horizontal = 0, vertical = 0)

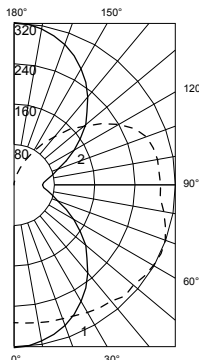
COEFFICIENTS OF UTILIZATION-ZONAL CAVITY METHOD																		
Effective Floor Cavity Reflectance 0.20																		
RC	80			70			50			30			10	0				
RW	70	50	30	10	70	50	30	10	50	30	10	50	30	10	0			
0	93	93	93	93	87	87	87	87	77	77	77	68	68	68	59	59	59	55
1	81	76	71	67	76	71	67	63	62	59	56	54	52	49	47	45	43	39
2	73	64	58	52	68	60	54	49	53	48	44	45	42	38	39	36	33	30
3	65	55	48	42	61	52	45	39	45	40	35	39	35	31	33	30	27	24
4	59	48	40	34	55	45	38	33	40	34	29	34	29	26	29	25	22	19
5	54	43	35	29	50	40	33	28	35	29	24	30	26	22	26	22	19	16
6	50	38	30	25	46	36	29	23	31	25	21	27	22	19	23	19	16	14
7	46	34	27	21	43	32	25	20	28	23	18	25	20	16	21	17	14	12
8	43	31	24	19	40	29	23	18	26	20	16	23	18	14	19	15	13	11
9	40	28	21	17	37	27	20	16	24	18	14	21	16	13	18	14	11	9
10	37	26	19	15	35	24	18	14	22	16	13	19	15	11	17	13	10	8

ZONAL LUMEN SUMMARY			
ZONE	LUMENS	%LAMP	%FIXT
0-20	119.8	4.10	4.8
0-60	910.33	30.9	36.8
0-90	1630.45	55.3	66
20-40	332.41	11.3	13.4
40-70	706.02	23.9	28.6
70-80	244.69	8.3	9.9
90-110	401.38	13.6	16.2
90-130	691.39	23.4	28
90-180	841.66	28.5	34
0-180	2472.11	83.8	100

CANDELA TABULATION					
	0	22.5	45	67.5	90
0	308	308	308	308	308
15	293	305	320	332	337
30	242	273	311	343	356
45	170	222	289	49	372
60	99	168	266	353	388
75	41	125	239	343	386
90	0	85	199	307	349
105	0	85	191	284	323
120	0	68	162	245	280
135	0	42	111	168	188
150	0	20	53	91	105
165	0	9	18	28	37
180	0	0	0	0	0

32W, Perforated Steel Cover, 9/64" dia. holes, 3/16" staggered centers, 51% open

Test: L11137503 | Model#: IST8S-32-U-IS-PERF-CM48-SIN-WH | Lamp: 32W T8 | Luminaire Lumens: 1975  
Luminaire Efficacy: 58 lm/W | Maximum Candela: 320 @ 65° from Vertical



#1 - Vertical plane through horizontal angles (90-270) (through max c.d.)  
#2 - Horizontal cone through vertical angle (60) (through max c.d.)  
#3 - Candela Value = 331.75 located at horizontal cone through (nadir value (horizontal = 0, vertical = 0))

COEFFICIENTS OF UTILIZATION-ZONAL CAVITY METHOD																		
Effective Floor Cavity Reflectance 0.20																		
RC	80			70			50			30			10	0				
RW	70	50	30	10	70	50	30	10	50	30	10	50	30	10	0			
0	74	74	74	74	70	70	70	70	62	62	62	54	54	54	47	47	47	44
1	65	61	57	54	61	57	54	51	50	47	45	43	41	40	37	36	34	31
2	58	52	46	42	54	48	44	40	42	38	35	37	34	31	31	29	27	24
3	52	45	39	34	49	42	36	32	37	32	28	32	28	25	27	24	22	19
4	48	39	33	28	44	37	31	26	32	27	24	28	24	21	24	21	18	16
5	44	34	28	23	40	32	27	22	28	24	20	25	21	18	21	18	15	13
6	40	31	25	20	37	29	23	19	25	21	17	22	18	15	19	16	13	11
7	37	28	22	17	34	26	21	17	23	18	15	20	16	13	17	14	12	10
8	34	25	19	15	32	24	18	15	21	16	13	18	14	12	16	13	10	9
9	32	23	17	14	30	22	16	13	19	15	12	17	13	10	15	11	9	8
10	30	21	16	12	28	20	15	12	18	13	10	15	12	9	13	10	8	7

ZONAL LUMEN SUMMARY			
ZONE	LUMENS	%LAMP	%FIXT
0-20	101.6	3.40	5.1
0-60	745.32	25.3	37.7
0-90	1301.4	44.1	65.9
20-40	273.13	9.3	13.8
40-70	565.05	19.2	28.6
70-80	187.07	6.3	9.5
90-110	331.15	11.2	16.8
90-130	565.61	19.2	28.6
90-180	674	22.8	34.1
0-180	1975.4	67	100

CANDELA TABULATION					
	0	22.5	45	67.5	90
0	271	271	270	271	271
15	257	261	268	275	278
30	213	227	252	278	290
45	151	176	235	289	309
60	80	121	210	286	317
75	19	77	190	276	309
90	0	57	165	251	289
105	0	54	167	251	284
120	0	40	127	208	239
135	0	24	80	133	156
150	0	11	35	63	76
165	0	4	10	16	22
180	0	0	0	0	0