

# BAM290 | RUN INFORMATION

## ARM CENTER DISTANCE

NOTES: Specify arm center distance to the nearest 1/16"  
Manufactured length tolerance is ±1/16"

## RUN CONFIGURATION INFORMATION

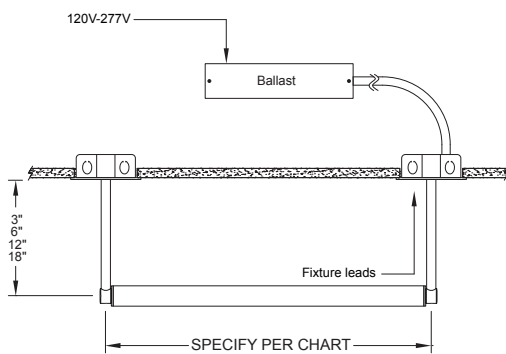
ORDERING CODE	LENGTH MIN.	LENGTH MAX.
14 or 24	24"	35-15/16"
21 or 39	36"	47-15/16"
28 or 54	48"	59-15/16"
35 or 80	60" ONLY	

ORDERING CODE	DESCRIPTION
SN	Single
ST	Starter
AD	Adder
TR	Terminator

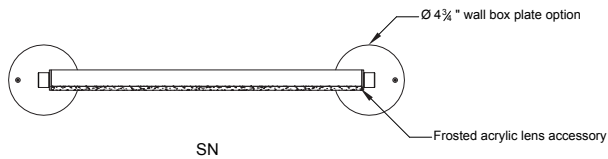
## RUN INFORMATION

### Single Fixtures

#### Plan View

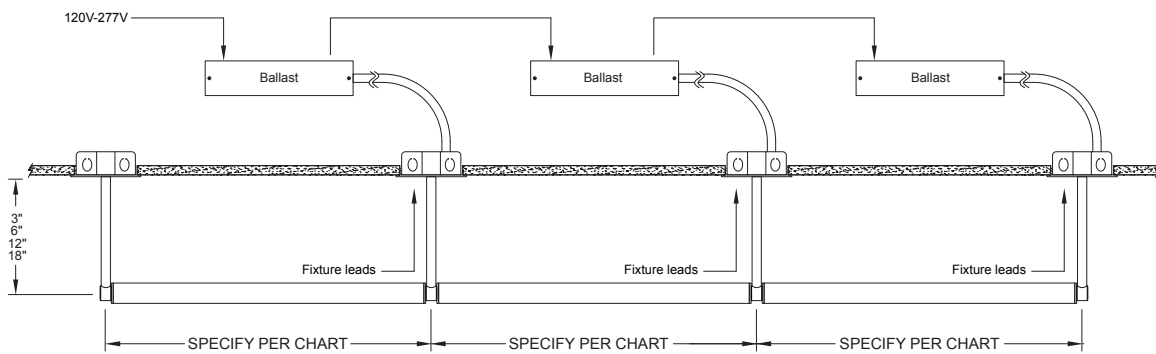


#### Front View



### Continuous Runs

#### Plan View



#### Front View

