



BFLSAM-JP

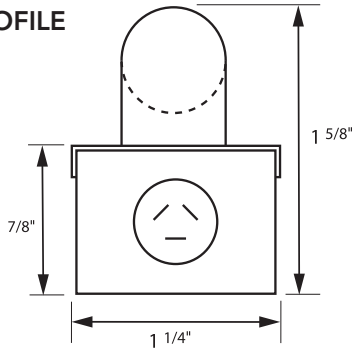
type:

LINEAR T5 FLUORESCENT

linkable ultra low profile T5 fluorescent surface mounted fixture

- SPECIFICATIONS |**
- Fully assembled housing is formed and welded, 20 ga. steel, chemically treated to resist corrosion and enhance paint adhesion
 - Standard finish is high reflectance white powder coat, applied post production
 - Rotational locking lamp holders
 - Available for T5 8W, 13W, 14W, 21W, 28W or 35W linear fluorescent lamps
 - Standard 120V electronic high power factor ballast is pre-wired to the lamp holders
 - UL and ULC listed for dry and damp locations
 - Easily mounted via through holes or clips
 - IBEW
 - Made in the U.S.A.

PROFILE



PLAN



SPECIFICATION / ORDER FORMAT			DIMENSIONAL INFO.	
model no.	voltage	options	lamp	overall length
BFLSAM-JP-8	/120	/DL - damp location	8w T5	12-13/16"
BFLSAM-JP-13		/CU - custom finish (consult factory)	13w T5	21-1/4"
BFLSAM-JP-14			14w T5	22-1/2"
BFLSAM-JP-21			21w T5	34-1/4"
BFLSAM-JP-28			28w T5	46-1/16"
BFLSAM-JP-35			35w T5	57-15/16"

LENSES | Two-piece system comprised of polycarbonate channel and striated snap-on cover



U5LNP	Clear fine prismatic acrylic lens with mounting clips (sold by the foot)	___ft.
U5LNCF	Frosted acrylic lens with mounting clips (sold by the foot)	___ft.

TUBE GUARD |

TG	Tube Guard (sold by the foot)	___ft.
----	-------------------------------	--------

MOUNTING CLIP | (consult factory for portable luminaire applications)

MCSAM	Fixture mounting clip	
	NOTE: Two to three required per fixture	

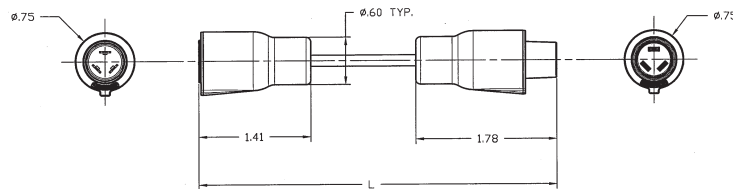
REFLECTORS | 20 ga. steel construction, white powder coat finish (consult factory for optional reflector materials and finishes)

SYMMETRICAL	for fixture model
SAM-R1-8	BFLSAM-8
SAM-R1-13	BFLSAM-13
SAM-R1-14	BFLSAM-14
SAM-R1-21	BFLSAM-21
SAM-R1-28	BFLSAM-28
SAM-R1-35	BFLSAM-35
ASYMMETRICAL	
SAM-R2-8	BFLSAM-8
SAM-R2-13	BFLSAM-13
SAM-R2-14	BFLSAM-14
SAM-R2-21	BFLSAM-21
SAM-R2-28	BFLSAM-28
SAM-R2-35	BFLSAM-35
INSIDE ASYMMETRICAL	
SAM-R3-8	BFLSAM-8
SAM-R3-13	BFLSAM-13
SAM-R3-14	BFLSAM-14
SAM-R3-21	BFLSAM-21
SAM-R3-28	BFLSAM-28
SAM-R3-35	BFLSAM-35

JUMPER | Jumper available in 6", 12", 24" or 36" lengths. Custom lengths (consult factory)

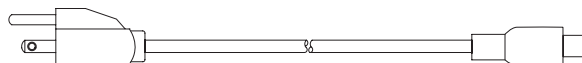
JP-06	6" male to female jumper
JP-12	12" male to female jumper
JP-24	24" male to female jumper
JP-36	36" male to female jumper

NOTE: JP Connectors connect fixtures end to end or can be used with jumper cord sets.



POWER CORD |

PCW6-P	6' male to 3 prong plug
--------	-------------------------



T5
architectural LIGHTING

07.2014