

BSS305 | GENERAL INFORMATION

LED task light fixture



Project: _____ Type: _____



FEATURES

Quality LED illumination and several control options make the BSS305 luminaire an ideal task light. The robust, 23"-56" nominal length fixtures feature an acrylic lens, multiple light output choices, dimming driver capability and an occupancy sensor option.

SPECIFICATIONS

Fully assembled housing is formed and welded, 20 ga. steel, chemically treated to resist corrosion and enhance paint adhesion

Standard finishes as shown below

Knock-outs accept standard electrical fittings (by others)

Available in nominal lengths of 2' - 5'

Includes frosted acrylic lay in lens

Standard integral 120-277V driver offered with 0-10V dimming or non-dim (other dimming driver options available)

Options include 120V or 277V on/off rocker switch and passive infrared occupancy sensor

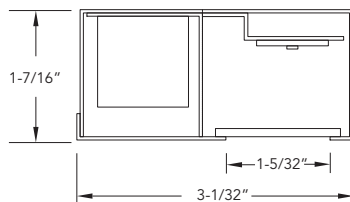
Standard outputs are 495 and 640 lumens per foot

LEDs available in 2700K, 3000K, 3500K, and 4000K, within a 3 step MacAdam ellipse, all with 90+ CRI typical

Life: 50,000 hours L₇₀

Limited five year warranty

PROFILE



PERFORMANCE

NOMINAL LENGTH	OUTPUT	LUMENS/ft.	WATTS/ft.	LUMINAIRE LUMENS	EFFICACY
4'	L: low	495	6.4	1817	77
	R: regular	640	8.8	2360	73


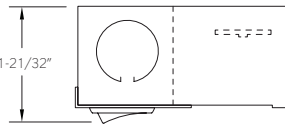

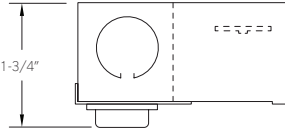

*Note: All data reflects fixtures with 3500K LEDs; Max input wattage 26



BSS305 -

FIXTURE LENGTH 2: 22-3/16" 3: 33-3/16" 4: 44-3/16" 5: 55-3/16"	CORRELATED COLOR TEMPERATURE 27: 2700K-90+ CRI 30: 3000K-90+ CRI 35: 3500K-90+ CRI 40: 4000K-90+ CRI	DRIVER [Non-Dimming] ND: Non-dimming [Dimming] DM: 0-10V, 1% HE: Lutron EcoSystem, 1% HES: Lutron EcoSystem, soft-on/fade-to-black, 1% H2: Lutron Hi-lume 2-wire forward phase, 1%, (120V ONLY) E5: Lutron EcoSystem 5-Series, 5% EL: eldoLED ECOdrive 0-10V, 1%	LIGHT OUTPUT (lumens per foot) L: low - 495 R: regular - 640 CF: consult factory for custom wattage	LENS F: frosted acrylic	OPTIONS SW1: rocker switch 120V SW2: rocker switch 277V OC: occupancy sensor	FINISH AW: architectural white (semi-matte) WH: white (semi-gloss) BL: black (semi-matte) MB: matte black ESS: environmental satin silver BZ: bronze PR: primer CF: consult factory for custom finish lead time)
---	---	--	---	-----------------------------------	--	---

OPTIONS

	ORDERING CODE	DESCRIPTION	
	SW1	<p>ROCKER SWITCH 120V</p> <p>On/off 120V, 10 Amp rocker switch in white or black finish (dependent on fixture finish)</p>	
	SW2	<p>ROCKER SWITCH 277V</p> <p>On/off 277V, 20 Amp rocker switch in black finish only</p>	
	OC	<p>OCCUPANCY SENSOR</p> <p>Passive infrared occupancy sensor with hold-off day-lighting adjustment (10-120 foot candles) and time delay adjustment from 30 seconds to 30 minutes</p>	