


BSS500 | TUBULAR GENERAL INFORMATION

1-3/8" O.D. cylindrical LED luminaire for remote driver operation

Project: _____ Type: _____



FEATURES

The BSS500 is a suspended linear LED luminaire with remote driver for general lighting applications. The Ø1-3/8" extruded aluminum housing is fitted with tightly spaced, 90+ CRI diodes and a frosted acrylic lens to produce seamless, diffuse illumination. Machined aluminum end caps finish off the fixture ends.

SPECIFICATIONS

Fixture constructed of an extruded aluminum housing, frosted acrylic extruded lens and machined aluminum end caps

Standard finishes as shown below

Available in nominal lengths of 2'-8' single fixtures and continuous runs

Included standard remote 120-277V driver offered with 0-10V dimming or non-dim (other dimming driver options available)

Remote mounted emergency battery backup available (ordered separately, consult factory for details)

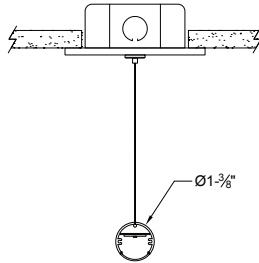
Standard outputs are 400 and 525 lumens per foot

LEDs available in 2700K, 3000K, 3500K, and 4000K, within a 3 step MacAdam ellipse, all with 90+ CRI typical

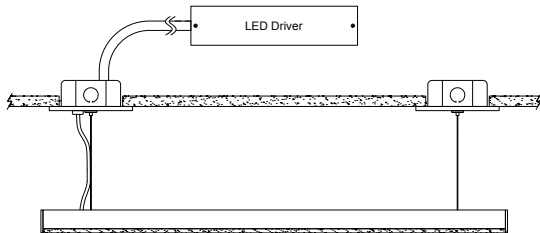
Life: 50,000 hours L₇₀

Limited five year warranty

SECTION



SIDE



PERFORMANCE

*Note: All data reflects fixtures with 3500K LEDs

NOMINAL LENGTH	OUTPUT	LUMENS/ft.	WATTS/ft.	LUMINAIRE LUMENS	EFFICACY (LPW)
4'	L: low	400	4.6	1525	88
	R: regular	525	6.5	1980	80

BSS500 -

**NOMINAL FIXTURE LENGTH

2: 22-7/8"
3: 34-1/16"
4: 45-1/4"
5: 56-7/16"
6: 67-5/8"
7: 78-13/16"
8: 90"

CORRELATED COLOR TEMPERATURE

27: 2700K - 90+ CRI
30: 3000K - 90+ CRI
35: 3500K - 90+ CRI
40: 4000K - 90+ CRI

DRIVER

ND: non-dimming
[Dimming]
D: 0-10V, 1%
HE: Lutron EcoSystem, 1%
HES: Lutron EcoSystem, soft-on/fade-to-black, 1%
H2: Lutron Hi-lume 2-wire forward phase, 1%, (120V ONLY)
E5: Lutron EcoSystem 5-Series, 5%
EL: eldoLED ECOdrive, 0-10V, 1%

LIGHT OUTPUT (lumens per foot)

L: low - 400
R: regular - 525
CF: consult factory for custom output

MOUNT

C4: cable mount 4' cable length
C8: cable mount 8' cable length
CF: consult factory for custom mounting

RUN CONFIGURATION

SN: single
ST: starter
AD: adder
TR: terminator

FINISH

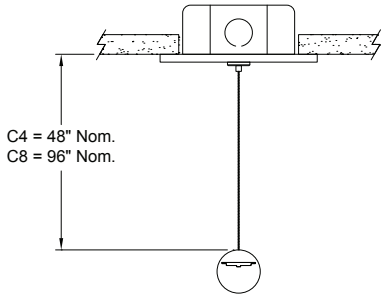
AW: architectural white (semi-matte)
WH: white (semi-gloss)
BL: black (semi-matte)
MB: matte black
ESS: environmental satin silver
BZ: bronze
PR: primer
CF: consult factory for custom finish
SA: satin anodize (may require additional lead time)

Note: Each fixture includes a remote driver matched for fixture length and light output
** Actual dimension dependent on run configuration

MOUNTING

ORDERING CODE

DESCRIPTION



C4 and C8

CABLE MOUNT

Mounting option includes:

- Ø 1/16" x 48" (C4) or 96" (C8) aircraft cables
- 60" (C4) or 108" (C8) low voltage cable in coordinating finish
- Bracket bars
- Ø 5" white canopies
- Canopy mount cable grippers