

Linear T8 Clean Body fixture

Project: \_\_\_\_\_ Type: \_\_\_\_\_



## FEATURES

The CB8 luminaire features a bare, linear T8 lamp on a clean, sheet formed strip, with minimal exposed hardware. The low profile housing accommodates a wide variety of ballasts. Mounting variations include surface, cable suspension and pendant.

## SPECIFICATIONS

Fully assembled housing is formed and welded, 20 ga. steel, chemically treated to resist corrosion and enhance paint adhesion

Standard finish is high reflectance white powder coat, applied post production

Rotational locking lamp holders

Available for one or two T8 17W, 25W, 32W or 40W linear fluorescent lamps

Standard Universal voltage electronic high power factor ballast is pre-wired to the lamp holders

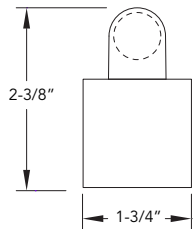
Dimming and emergency battery back up options available (consult factory for availability and system compatibility)

UL and ULC listed for dry and damp locations

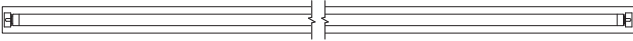
IBEW manufactured and assembled

Made in U.S.A.

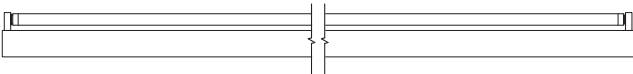
## PROFILE



## PLAN



## SIDE

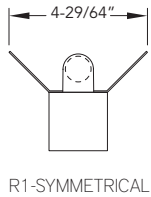


## CB8 +

+	+	+	+	+
<b>WATTS</b> 17: 17W - 24" 25: 25W - 36" 32: 32W - 48" 40: 40W - 60" 2525: 25x25W - 72" 3232: 32x32W - 96"	<b>VOLTAGE</b> U: 120V-277V 347: 347V CF: consult factory for specialize voltage	<b>MOUNT</b> SM: surface mount CM48: cable mount 48" cable length CM96: cable mount 96" cable length PM18: pendant mount 18" stem length PM24: pendant mount 24" stem length PM30: pendant mount 30" stem length CF: consult factory for custom mounting	<b>RUN CONFIGURATION</b> SIN: single STA: starter ADD: adder TER: terminator	<b>FINISH</b> FW: Fluoroscape white (semi-matte) WH: white (semi-gloss) BL: black SL: silver PT: platinum BZ: bronze PR: primer CF: consult factory for custom color

## ACCESSORIES

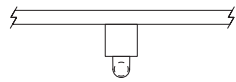
**REFLECTORS** | 20 ga. steel with white powder coat interior or .020" aluminum in specular (TR=95%) or semi-specular (TR=94%) interior finish



CB8	+		+		+		+	
		REFLECTOR STYLE		WATTS		INTERIOR FINISH		EXTERIOR FINISH
		R1-symmetrical		17: 17W - 24" 25: 25W - 36" 32: 32W - 48" 40: 40W - 60" 2525: 25x25W - 72" 3232: 32x32W - 96"		WH: white A1: specular A2: semi-specular CF: consult factory for custom color		FW: Fluoroscope white (semi-matte) WH: white (semi-gloss) BL: black SL: silver PT: platinum BZ: bronze PR: primer CF: consult factory for custom color

## MOUNTING

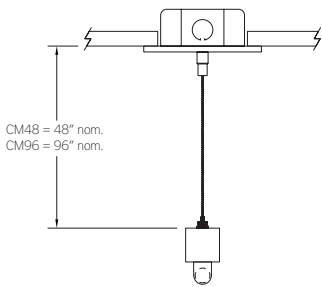
ORDERING CODE      DESCRIPTION



SM

SURFACE MOUNT

Use appropriate fastener through Ø3/16" holes in housing

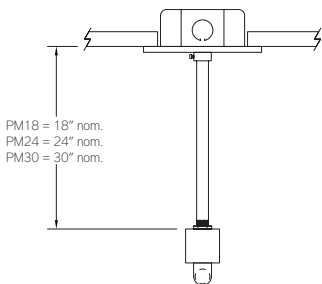


CM48 and CM96

CABLE MOUNT

Mounting option includes:

- Ø 1/16" x 48" (CM48) or 96" (CM96) aircraft cables
- 18 gauge x 60" (CM48) or 102" (CM96) SJT power cable (in coordinating finish)
- Bracket bars
- Ø 5" white power feed canopy
- Ø 2" white canopy
- Ceiling couplers
- Low profile cable grippers



PM18, PM24, PM30

PENDANT MOUNT

Mounting option includes:

- Ø 1/2" x 18" (PM18), 24" (PM24) or 30" (PM30) white steel stems
- Bracket bars
- Ø 5" white canopies with integrated slip ring
- Hex nuts



