

LENGTH / MOUNTING DIMENSIONS

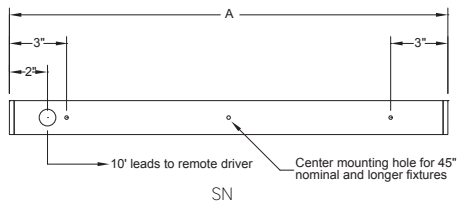
ORDERING CODE	LENGTH A	LENGTH B	LENGTH C	LENGTH D	LENGTH E
23	23"	22-1/2"	22"	17"	19-1/2"
34	34"	33-1/2"	33"	28"	30-1/2"
45	45"	44-1/2"	44"	39"	41-1/2"
56	56"	55-1/2"	55"	50"	52-1/2"
67	67"	66-1/2"	66"	61"	63-1/2"
78	78"	77-1/2"	77"	72"	74-1/2"
89	89"	88-1/2"	88"	83"	85-1/2"

RUN CONFIGURATION INFORMATION

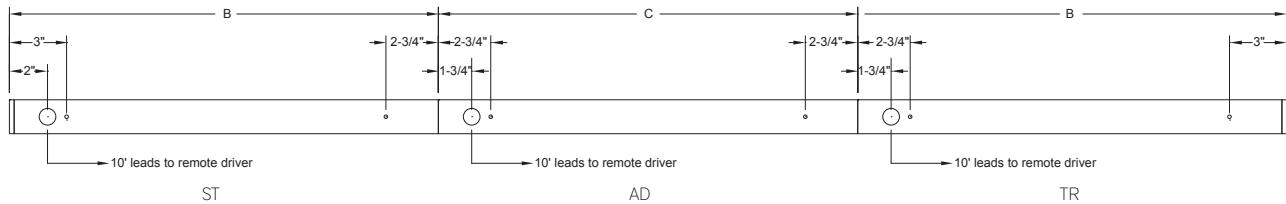
ORDERING CODE	DESCRIPTION
SN	Single
ST	Starter
AD	Adder
TR	Terminator

RUN INFORMATION

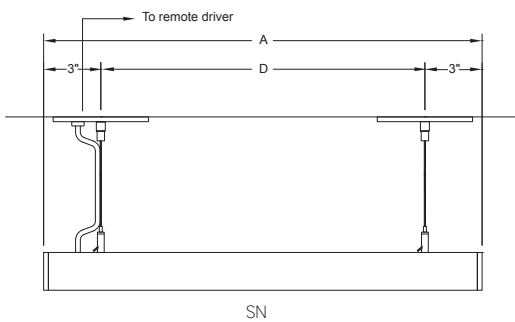
Back Plan - Surface Mount Single Fixture Option



Back Plan - Surface Mount Continuous Run Option



Side View - Cable Mount Single Fixture Option



Side View - Cable Mount Continuous Run Option

