


BSS230 | BODHI GENERAL INFORMATION



3-1/8" wide rectilinear LED fixture with flat lens for remote driver operation

Project: _____ Type: _____



FEATURES

The BSS230 is a low profile, remote driven, linear LED luminaire for general lighting applications. The 2" tall by 3-1/8" wide extruded aluminum housing is capped with a flat lens. 1/4" thick machined aluminum end caps finish off the fixture ends.

SPECIFICATIONS

Fixture constructed of an extruded aluminum housing, extruded, frosted acrylic lens and machined aluminum end caps

Model variations offered for surface and cable suspended applications

Field adjustable cable hangers can be located at nearly any point along the fixture length

Standard finishes as shown below

Available in nominal lengths of 2'-8 as single fixtures and continuous runs

Surface mount fixtures wired with 10' low voltage leads

Included standard remote 120-277V driver offered with 0-10V dimming or non-dim (other dimming driver options available)

Remote mounted emergency battery backup available (ordered separately, consult factory for details)

Standard outputs are 5W and 8W nominal per foot

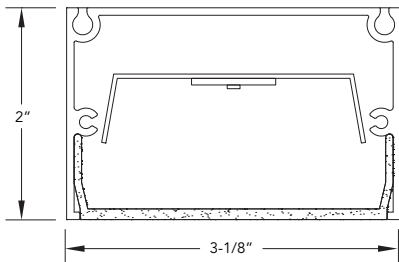
LEDs available in 2700K, 3000K, 3500K, and 4000K, within a 3 step MacAdam ellipse, all with 90+ CRI typical

Life: 50,000 hours L₇₀

Limited five year warranty

UL and C-UL listed for dry and damp locations

SECTION



BSS230 -

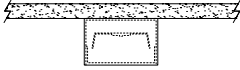
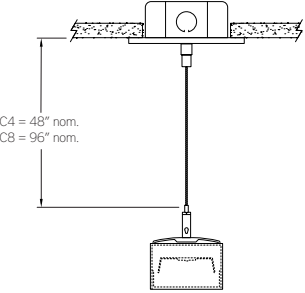
NOMINAL FIXTURE LENGTH*	CORRELATED COLOR TEMPERATURE	DRIVER	WATTS/FOOT	MOUNT	RUN CONFIGURATION	FINISH
2: 23"	27: 2700K-90+ CRI	ND: non-dimming [Dimming]	5: 5 W/ft.	SM: surface mount	SN: single	AW: architectural white (semi-matte)
3: 34"	30: 3000K-90+ CRI	D: 0-10V, 1%	8: 8 W/ft.	C4: cable mount 4' cable length	ST: starter	WH: white (semi-gloss)
4: 45"	35: 3500K-90+ CRI	HE: Lutron EcoSystem, 1%	CF: consult factory for custom output	C8: cable mount 8' cable length	AD: adder	BL: black (semi-matte)
5: 56"	40: 4000K-90+ CRI	HES: Lutron EcoSystem, soft-on/fade-to-black, 1%		CF: consult factory for custom mounting	TR: terminator	MB: matte black
6: 67"		H2: Lutron Hi-lume 2-wire forward phase, 1%, (120V ONLY)				ESS: environmental satin silver
7: 78"		E5: Lutron EcoSystem 5-Series, 5%				BZ: bronze
8: 89"		EL: eldoLED ECOdrive, 0-10V, 1%				PR: primer
						CF: consult factory for custom finish
						SA: satin anodize (may require additional lead time)

Note: Each fixture includes a remote driver matched for fixture length and light output

* Actual dimension dependent on run configuration

©2019 Bartco Lighting, Inc. These products are protected by patents and patents pending. Unauthorized use or reproduction of illustrations, photographs or text is prohibited. Bartco Lighting reserves the right to discontinue products or to change the technical and/or design specifications at any time.

MOUNTING

	ORDERING CODE	DESCRIPTION
	SM	<p>SURFACE MOUNT</p> <ul style="list-style-type: none"> • Use appropriate fastener through $\varnothing 3/16$" holes in housing • 10' low voltage leads exit out the rear at an end
 <p>C4 = 48" nom. C8 = 96" nom.</p>	C4 and C8	<p>CABLE MOUNT</p> <p>Mounting option includes:</p> <ul style="list-style-type: none"> • Extruded aluminum cable hanger bracket (can be located at nearly any point along fixture length) • $\varnothing 1/16$" x 48" (C4) or 96" (C8) aircraft cables • 18 gauge x 60" (C4) or 108" (C8) power cable (in coordinating finish) • Bracket bars • $\varnothing 5$" white canopies • Ceiling couplers • Side exit cable grippers